

Welcome to Honors Chemistry!


Room 2326

Ms. Powers

**Find your assigned seat number
on the board!**

**Start your student
information sheet!**

2:00



A little about me...



Expectations

- Be respectful
- Be prepared for class
- Be safe
- No food or drinks (except water)
- Follow all GHHS rules

AND:

- Be Honest!



Procedures

- What do I do when...
 - I enter the room?
 - I'm absent?
 - I need to go to the bathroom?
 - Turn in an assignment?
 - Class is over?



Syllabus Activity

- Please take a few minutes to read through the syllabus.
- We will play a game afterwards for a prize so try to retain as much as possible!

- [Jump to slide 26](#)

Required Materials

- 3-ring binder/folder for chemistry **ONLY**
- Pen and pencil
- Notebook paper
- Scientific calculator
- Reference table

Schedule of Units

- | | |
|-------------------------------------|--------------------|
| 1. Intro, Metrics and Atomic Theory | 7. Gas Laws |
| 2. Periodic Table/Quantum | 8. Solutions |
| 3. Bonding | 9. Acids and Bases |
| 4. Nomenclature | 10. Thermo |
| 5. Chemical Reactions | 11. Nuclear |
| 6. Moles and Stoichiometry | |

Midterm

Final

*Note: Midterm will count as TWO test grades and the final is 20% of the entire grade

Grade Percentages

Tests: 60%

Labs and Projects: 25%

Homework, Classwork, Literacy and Quiz : 13%

Tutorials: 2%

Grade Calculation Policy

- **Grading Questions:** If you have a question of how I've graded your papers or you want me to review your grade. Please let me know as soon as possible. Assignments should be reviewed and questions asked about grades **within two school days** after they have been returned or gone over with you.
- **Final Grade Calculation:** Your final course grade is calculated using a weighted average. Each quarter grade counts as for 40% and the final exam counts for 20% of your final grade. Final course grades will not be "bumped" so please don't ask. Your grades are calculated according to this weighted average and I will not override those calculations.
-

Grading Scale 2016-2017

Parenthesis represent quality points for juniors and seniors

Letter Grade	Scale	Standard Course	Honors Course	AP Course
A	90-100	4	(5) 4.5	(6) 5
B	80-89	3	(4) 3.5	(5)4
C	70-79	2	(3) 2.5	(4)3
D	60-69	1	(2) 1.5	(3) 2
F	<60	0	0	0

Lunch Tutorial

- *Tutorials are on *Tuesday* and *Thursday* the SECOND half of lunch in room 2326
- *You are required to attend TWO tutorials each quarter
- *It is your responsibility to sign-in using the QR code to receive credit
- *These tutorials are worth 2% of your grade



HELP!

Opportunities to Demonstrate Mastery

Students will be able to add up to five points to their LOWEST test grade for each quarter. These dates will be announced at a later time.

There are NO test corrections, test retakes or extra credit in Honors Chemistry!
Please do not ask 😊

Powerschool

- Grades will be updated weekly via Powerschool

The screenshot displays the Powerschool interface for a student named Babb, Judy H. The page shows the 'Quick Lookup' section with a table titled 'Attendance By Class'. The table lists various courses and their corresponding attendance records for the last and this week, along with cumulative absences and tardies.

Exp	Last Week					This Week					Course	Attendance					Absences		Tardies		
	M	T	W	H	F	M	T	W	H	F		01	02	S1	03	04	S2	S2	12-13	S2	12-13
1(A)											Journalism	A-	B+	A-	A-	A-	A-	0	5	0	0
2(A-B)											Hastings, Jacquelyn V.				A	B+	A-	0	0	0	0
3(A)											Spanish 2				100	87	93	0	0	0	0
4(A-B)											Vital, Hector				100	100	100	0	0	0	0
1(B)											Chamber Singers				A-	A	A	1	1	0	0
3(B)											Berndt, Corde E				100	100	100	0	0	0	0
3(B)											Trigonometry				A-	B	B+	0	0	0	0
3(B)											Taylor, Steven M				92	83	69	0	0	0	0
3(B)											Speech	B+	A-	D+	B	B	B	0	5	0	0
3(B)											Lusk, Colleen R	88	91	89	85	85	85	0	0	0	0
3(B)											Current Affairs	B+	B+	B	B	B+	B	0	5	0	0

BYOD Bring your Own Device


*Electronic devices are to be used **ONLY** with permission for school activities. Infractions will result in phone loss for the class period or worse for repeat offenders.

BYOD Color System:

Red: No devices in use

Yellow: Devices can be used when given permission by teacher

Green: Devices are needed to complete the current activity



BYOD and Tests

On Test days it will be required that you put your phone in the red phone pockets. You cannot have your phone during any assessments.



Honesty is a very important part of this class. Be sure that you have read the Green Hope Honor Code found on the GHHS site or posted in the classroom



Honor Code


Remember that cheating is considered anything from “minor” infractions such as sharing homework answers to larger infractions on tests and plagiarism of papers and lab reports.

All violations of the honor code will follow the school wide procedures explained in the follow slides.



- **1st Infraction**

- Student gets a zero- with an opportunity to take an alternate assignment that they must complete within two days of the offer.
- The student will be given 60% credit for the alternate assignment.

- 
- **2nd Infraction**
 - Student gets a zero but is offered an alternate assignment that must be completed within two days of the offer.
 - The student will be given 50% credit for the alternate assignment.

- **2nd Infraction**

- Student gets a zero but is offered an alternate assignment that must be completed within two days of the offer.
- The student will be given 50% credit for the alternate assignment.

- **3rd Infraction**

- The student will receive a zero for the assignment.

Cheating and the Honor Code

- Please maintain honesty while taking any course.
- There will be no tolerance of cheating
- We will now go through various scenarios to discuss if they are cheating or not.
- [cheating kahoot](#)

Tardy Policy

- Tardies will be taken very seriously in this class. We have quite a bit of material to cover so please be in class when the bell rings working on the assignment given.
- Tardies follow the policy on the next slide in regards to discipline

Discipline Plan

First Offense: Warning

Second Offense: Phone Call home

Third Offense: Teacher
Consequence

Fourth Offense: Discipline Referral
to the Administration

Make Up Work

*In the event that you must miss class it is best to let me know in advance so that we can get your work together. If you are out sick, please email me (via your WCPSS email!) and I will respond with the day's activities.

*Any worksheets that are missed will be found in the missing assignment folder in the classroom


*All work must be completed within two days of an absence and tests/labs will be completed in the next lunch tutorial

Late Work

*Chemistry department policy states that any assignment turned in after the due date will immediately receive a 50% deduction from the score of the assignment. Any assignment turned in **AFTER** the class assignment has been collected is considered late.

Studying for Chemistry

- *Review your notes **NIGHTLY!**
- *Read the textbook!
- *Complete your hw whether it is graded or not; practice is key! 😊
- *try brand new practice problems; either from the textbook, or other sources
- *Ask questions; if you don't understand something ask!
- *Come in for help in the morning, after school, or lunch
- *watch review videos from **Brightstorm**, Khan Academy or Crashcourse



Lab Safety

1. Only do labs when your instructed to do so and the way you are instructed to.
2. All accidents should be reported to the teacher immediately, even if you think the accident is minor let the teacher know.
3. Know the location and proper use of safety equipment
 - A. Fire extinguisher
 - B. Fire Blanket
 - C. Emergency eyewash/shower (20-25 minutes)
 - D. Emergency Exits
4. No food or beverages allowed in the science laboratory.

Lab Safety Part 2

5. Students should wear safety goggles when chemicals are involved.
6. Horseplay and immature actions will not be tolerated
7. Students are responsible for setting up and dismantling equipment.
8. In case of a fire drill, unplug hot plates, burners, and other electrical devices and follow procedures for exiting the school.
9. Students should know the proper fire drill procedure.

Lab Safety Part 3

10. Students are not permitted in laboratory storage rooms.
11. Upon first entering the science lab, students are not to touch any of the science equipment until instructed to do so.
12. Recognize safety symbols and cautions incorporated in the laboratory.
13. Student apparel should be appropriate for laboratory work.
14. Students should prepare for each laboratory activity by reading all instructions before they begin. Follow all directions implicitly and intelligently. Make note of any deviations announced by your instructor.

Lab Safety Part 4

15. Broken glass should be removed from work area or floor as soon as possible. Never handle broken glass with your bare hands.
16. Student's are expected to clean up all materials after the lab for the next class.
17. When mixing acid and water always add acid to the water solution, not the other way around.
18. Unused chemicals should NEVER be placed back in the original container due to contamination. Waste discarded according to the teacher's directions.
19. All chemicals should be treated as if they are dangerous. Students should not taste, touch or smell a chemical without specific direction.
20. Wash hands with soap and water after lab is complete

Important Safety Overview

- Be appropriate
- Accident happens? Inform teacher immediately!
 - Spill something on you? Rinse with LOTS of water!
- Always follow directions!
- “Do as you otter, add acid to water”

Lab Safety

- There will be a LAB Safety Quiz tomorrow (1/23)! Also make sure that you have your student information sheet and safety contract signed and completed by this Wednesday so that you can participate in lab.

Class website

- ghhspowerschem.weebly.com
- All assignments are posted as well as important dates.
- Study resources are there as well!

Textbooks! 😊

Online version.

Link can be found on my website!



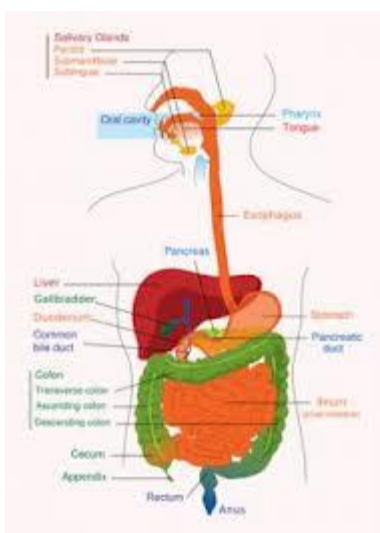
What is Chemistry?

**When have you recently used chemistry?
Did you use any chemistry today before
you got to school?**

Chemistry is EVERYWHERE!!

Ingredients: DI Water (Aqua), Disodium Laureth Sulfosuccinate, Sodium C14-16 Olefin Sulfonate, Cocamidopropyl Betaine, Cocamidopropyl Hydroxysultaine, Dimethicone Copolyol, Cocamide DEA, Glycol Distearate, Argania Spinoza (Argan) Oil, Cacao (Cocoa Butter) Extract, Parfum, Theobroma Cocos Nucifera (Coconut) Oil, Persea Gratissima (Avocado) Oil, Aloe Barbadosensis (Aloe Leaf) Extract, Panthenol, Polyquaternium-11, DMDM Hydantoin, Cetyl Alcohol, Guar Hydroxypropyltrimonium Chloride, PEG-23M, Red 40, Yellow 5.

“Organic” Shampoo ingredients



Digestion and
Hydrochloric acid
(HCl)

Why cutting onions make you cry





What is chemistry?

Chemistry is the study of **EVERYTHING!**

Definition: the study of composition, structure and properties of matter and the changes it undergoes

Data Analysis and the Metric System

The following 4-Letter Words are forbidden here:

Inch	Mile
Foot	Pint
Yard	Acre

Please keep it clean and
Metric

Use the SI Units: System International is used throughout the world to allow for consistency

*Some main SI Units: seconds, meters, kilogram, Kelvin, mole, ampere, candela

*Based of a factor of 10

Metric Prefixes to Learn

Trust me 😊 you will need to know these backward and forward to help you with dimensional analysis! Please spend some time learning them over the next few days.

1 Mega (M)	10^6 base
1 kilo (k)	10^3 base
1 hecto (h)	10^2 base
1 deka	10^1 base
Base	Meter, liter, gram, second
10^1 deci (d)	1 base
10^2 centi (c)	1 base
10^3 milli (m)	1 base
10^6 micro (μ)	1 base
10^9 nano (n)	1 base
10^{12} pico (p)	1 base

Math Assessment

- You have 10 minutes to complete this math assessment
- Good luck!

